

Breed your way to higher profit


with Holstein UK



Unlock the potential to earn over £2,000 more per cow through Classification

Classification is a comprehensive type conformation evaluation of the animal's physical structure, identifying strengths and weaknesses whilst highlighting the opportunities for improvement which can lead directly to accelerate genetic progress, profitability, and longevity.

Herd owners are provided with detailed visual reports for individual animal plus helpful herd summary and trend reports for benchmarking and goal setting. The material is presented in a way to help herd owners make better management decisions leading to improved profit.



NBDC's business is the collection, management, analysis and dissemination of data relating to bovines in the UK.

Each year, NBDC Classifiers assess over 130,000 dairy animals on farms across the UK.

Management of cattle health and welfare in the current environment is a precision operation, requiring attention to detail. NBDC aims to provide a one stop resource for information within the fields of cattle health, welfare and management.



Heifers that classify well live longer and complete more lactations




Overall Score is positively correlated with £ Lifetime Milk Yield. First calved heifers scored VG85 and above will achieve £2,000 - £4,000 more value of milk yielded in their lifetime compared to heifers scoring under 80 points.

Overall Score	Count	Average (£)	Overall Score	Count	Average (£)
≤74	3830	7,820.4	81	5620	9,968.2
75	803	8,718.4	82	7221	10,303.1
76	1500	9,182.6	83	7740	10,462.5
77	2106	9,258.8	84	5096	10,746.4
78	3140	9,562.2	85	2532	11,433.5
79	2756	9,490.6	86	1910	11,985.7
80	3618	9,758.6	>87	565	12,615.8

Total
48,437 heifers
£10,051.1 av.

The graph shows the strong connection between the final score of first lactation animals and milk yield in the same lactation.

Average lifetime yield of milk in £ compared with overall Score as first calf heifer

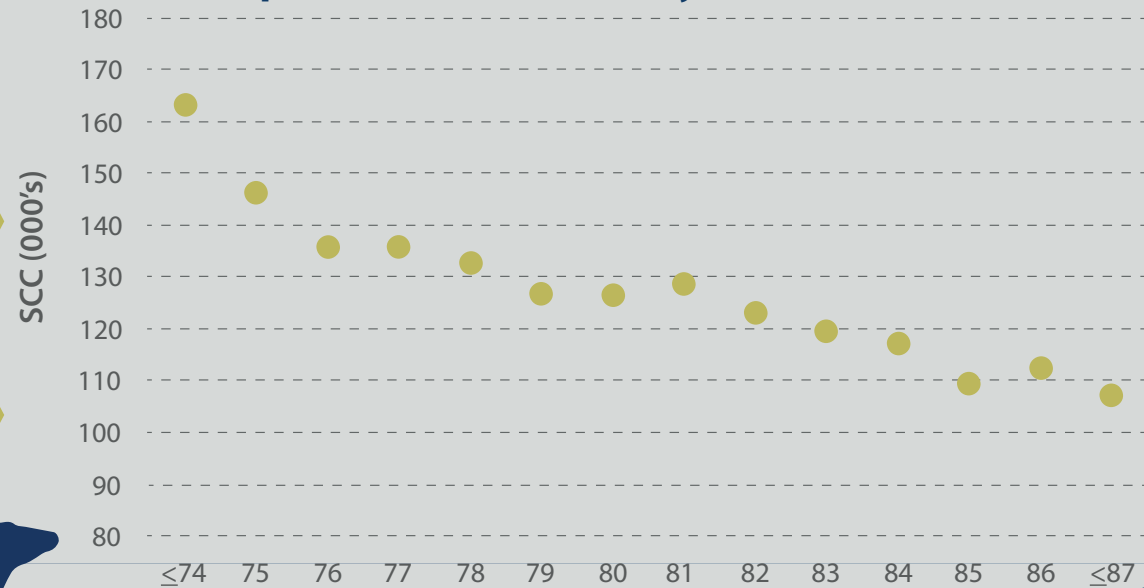


*Holstein females born in 2005 which completed at least one lactation and identified as dead in the database
Milk yield in £ was calculated using milk yield in kilogram, which was converted into litres (1kg of milk = 0.97L) and multiplied by the DEFRA average UK farm-gate milk price for April 2021 (29.15ppl)*

Higher scored heifers tend to have lower SCC in their first lactation


A VG heifer is likely to have 25,000 cells/ml less than a Good heifer in their first lactation

Average SCC ('000 cells/ml) over lactation one in comparison with mammary score as first calf heifer



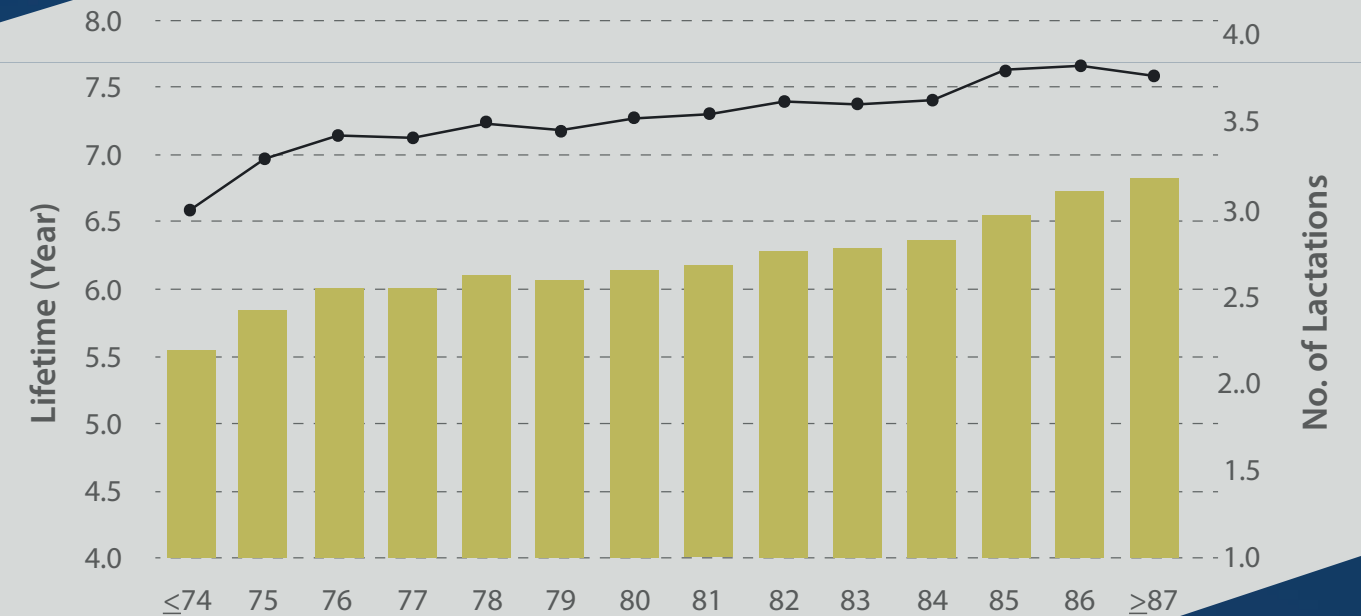
VG 85-87
= 109,710

Good 75-79
= 135,500



Mammary Score
Holstein females born in 2005 which completed at least one lactation and identified as dead in the database

Average lifespan and number of completed lactations compared with overall score as first calf heifer



The overall classification score is positively correlated with the number of completed lactations and lifespan

Overall Score
Holstein females born in 2005 which completed at least one lactation and identified as dead in the database



Improvements to production and longevity will maximise profit; not one without the other

Heifers that classify well live longer and complete more lactations

Higher scored heifers produce a higher value of lifetime milk



Overall Score is positively correlated with Lifetime CFP.

VG85 and over first calf heifers achieve from 500 to 1,000kg more CFP in average compared to first calf heifers with an overall score under 80

Gains in profitability are experienced by herds with consistent commitment to assessing conformation over generations of breeding; profiting from continual improvements in functional conformation and productivity

Average Lifetime Yield of Combined Fat and Protein (CFP) compared with Overall Score as 1st calf heifer.



Holstein females born in 2005 which completed at least one lactation and identified as dead in the database

Type Classification adds value to your herd



Provides insight to possible management changes

Identifies problem cows and can be used as an early culling tool

The Type Classification Service provides an independent assessment of animal conformation, identifying individual animal and whole herd strengths and weaknesses.

By classifying, conformational issues can be recorded and thus reduced in the next generation via corrective breeding. This, in turn, has the potential to improve longevity, health, welfare and production in the long term, benefiting the farm economically.

Classification information is used in our truly independent mating program 'WebMate' which is a fully interactive tool to make breeding decisions easier

See your cows through fresh eyes


Classifiers score 24 individual linear traits

Helps breed in good functional conformation

Identify the top percentage of the herd on type to breed your replacements from

Highly graded animals can have considerably higher value than those that are non-classified

Insight enables better corrective breeding decisions to be made



An internationally recognised appraisal system used in UK national genetic evaluations to provide reliable type proofs.

Classification Fees

	£
Visits with 1-15 females inspected	108.00
Rates per head for:	
16 - 100 females inspected	7.21
101 st - 150 th females inspected	3.61
151 st and further females inspected	2.58
Each breeding bull classification carried out at a visit with female inspections	15.90
Special bull visit (<i>where a single breeding bull is classified</i>)	108.00
A non-scheduled special visit outside the regular cycle for the herd (<i>includes first 20 females inspected</i>)	210.00
Cancellation of a scheduled visit at less than 3 days' notice	108.00



To book a visit,
call 01923 695208

To book a **FREE** Holstein herd walk
through or arrange a classification
visit, call 01923 695208

www.holstein-uk.org | 01923 695200 | info@holstein-uk.org
www.nbdc.uk | 01923 695200 | info@nbdc.uk